


# Homeowner AC Check Up- Summer




# 1. Replace air filter:



Recommended once a month

## 2. Clean drain line.



Pour a cup of bleach at the beginning of the summer. Remember to install the PVC cap back.




## 4. Wash the outdoor coil




Turn off the unit before this step is done.

## 5. Check if refrigerant pipe is cool. Outdoor unit



Large refrigerant pipe should be cool, similar to a cold glass of water. Cooling cycle should be running.

6. Check thermostat and make sure house is cooling.

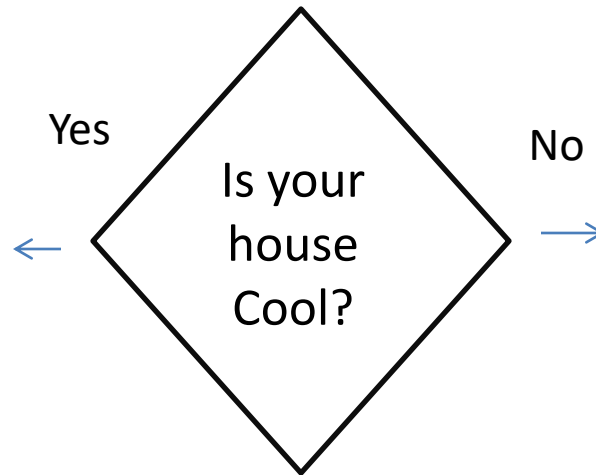




## 7. Finally.....



Enjoy your summer



Contact us at 703-955-9408